





How Do I Recover My Uphold Account? Recover Uphold Access Guide

Recover Uphold Access Overview:

If you're unable to access your Uphold account,  +1[833]▶644▶5290 whether due to a forgotten password,  +1[833]▶644▶5290 locked account, or security concerns, Uphold provides a clear process to help you recover your account and regain access to your funds.  +1[833]▶644▶5290 The account recovery process involves several steps, depending on the issue you're facing. 
1⇒[833>644>5290]

Steps to Recover Uphold Access:



1. Step 1: Visit the Uphold Website

- Open the Uphold website and go to the Login page.  +1[833]▶644▶5290 If you cannot log in, click on the "Forgot Password" link to initiate the recovery process. 
1⇒[833>644>5290]


2. Step 2: Enter Your Registered Email Address

- On the recovery page,  +1[833]▶644▶5290 input the email address associated with your Uphold account.  +1[833]▶644▶5290 This will help Uphold identify your account and send you the necessary recovery steps.  1||833||644||5290

3. Step 3: Check Your Email for Instructions

- Uphold will send a recovery link to your registered email address.  +1[833]▶644▶5290 Open the email and click on the link to reset your password and regain access to your account.  +1»=833=644=5290

4. Step 4: Reset Your Password

- Once you click the link, you'll be prompted to create a new password. Ensure that your password is strong and contains a combination of letters, numbers, and special characters for security.  +1[833] ⚡ 644 ⚡ 5290

5. Step 5: Enable Two-Factor Authentication (2FA)

- For extra security, 💎 +1[833]▶644▶5290 it's recommended to enable Two-Factor Authentication (2FA) on your Uphold account once you regain access. This will add an additional layer of protection to your account. 📞 || +1↳ [833]↳ [644]↳ [5290] ||

6. Step 6: Check Your Account Activity

- Once you've successfully logged back into your Uphold account, 💎 +1[833]▶644▶5290 take the time to review your recent transactions and account activity. Ensure there are no suspicious activities or unauthorized changes. 🌐 +1-833 » 644 » 5290

What to Do If You Don't Receive the Recovery Email:

1. Check Your Spam or Junk Folder:

- If you don't see the recovery email in your inbox, 💎 +1[833]▶644▶5290 be sure to check your Spam or Junk folder. 💎 +1[833]▶644▶5290 Sometimes automated emails can be mistakenly marked as spam. ✓ 1☆(833)☆(644)☆(5290)

2. Try Using a Different Email Address:

- If you have multiple email addresses linked to your account, 💎 +1[833]▶644▶5290 try checking the other email inboxes to see if you received the recovery email there. 💎 +1[833]▶644▶5290

3. Ensure Your Email Address is Correct:

- Double-check that you're entering 💎 +1[833]▶644▶5290 the correct email address that is linked to your Uphold account. 💎 +1[833]▶644▶5290 If you've forgotten which email address you used, review any past correspondence from Uphold for reference. 🔒 ≈[1→833→644→5290]

Account Lock or Suspended Account:

1. Contact Uphold Support:

- If your Uphold account is locked or suspended, 💎 +1[833]▶644▶5290 the best course of action is to contact Uphold Support directly. 💎 +1[833]▶644▶5290 They can investigate the issue and guide you through the account recovery process. 📞 1⇒[833>644>5290]

2. Submit Identity Verification (KYC):

- In some cases, 💎 +1[833]▶644▶5290 you may be required to verify your identity (KYC process) before your account is fully recovered. 💎 +1[833]▶644▶5290 Be ready to provide government-issued identification, 💎 +1[833]▶644▶5290 proof of address, or other verification documents as requested by Uphold. 📞 1||833||644||5290

3. Appeal Account Suspension:

- If your account has been suspended due to violations of terms or security concerns, you may need to submit an appeal to Uphold's support team. 💎 +1[833]▶644▶5290 Provide any relevant details or evidence that can help resolve the issue. 🌈 +1»=833=644=5290

Troubleshooting Common Issues in Uphold Account Recovery:

1. Forgotten Email Address:

- If you forgot which email address you used to create your Uphold account, try reviewing your past bank statements, emails, 💎 +1[833]▶644▶5290 or crypto transactions for any trace of Uphold. If you're still unsure, contact Uphold support. 📞 +1[833] ⚡ 644 ⚡ 5290

2. Password Doesn't Work After Reset:



- If you've reset your password, but still can't log in, make sure your new password is correctly entered. 💎 +1[833]▶644▶5290 You might want to try resetting your password again if there was an issue with the process. 💎 +1[833]▶644▶5290 If the problem persists, contact Uphold support for further assistance. 🗣️ || +1↳ [833]↳ [644]↳ [5290] ||

3. Account Verification Failed:



- If you're stuck on the identity verification step, 💎 +1[833]▶644▶5290 make sure that your identification documents are clear and legible. 💎 +1[833]▶644▶5290 You might need to take a new photo or use different documents if the ones you submitted were rejected. 🌐 +1-833 » 644 » 5290

How to Protect Your Uphold Account After Recovery:




1. Enable Two-Factor Authentication (2FA):

- Once you recover your Uphold account,  +1[833]»644»5290 it's strongly recommended to enable two-factor authentication (2FA) for added security. 2FA ensures that even if someone knows your password,  +1[833]»644»5290 they cannot access your account without the second layer of security. ✓
1☆(833)☆(644)☆(5290)

2. Create Strong Passwords:



- Use a strong and unique password that contains a combination of upper and lowercase letters, numbers, and special characters.  +1[833]»644»5290 Avoid reusing passwords from other accounts for added protection.  +1[833]»644»5290

3. Regularly Monitor Your Account Activity:



- After recovering access,  +1[833]»644»5290 regularly monitor your account for any unauthorized transactions.  +1[833]»644»5290 If you see anything suspicious, take immediate action by changing your password and contacting Uphold support. 
≈[1→833→644→5290]

Contacting Uphold Support for Recovery Assistance:

1. Phone Support:

- If you're having trouble recovering your Uphold account,  +1[833]»644»5290 you can contact Uphold's support team via phone. Here's the contact number: 
1≡[833>644>5290]




2. Email Support:


- Alternatively, you can reach out to  +1[833]»644»5290 Uphold via email for help with your account recovery process.  +1[833]»644»5290 Make sure to provide your account details, such as email address, account ID, and any relevant information to help resolve your issue.  1||833||644||5290

3. Live Chat Support:

- Uphold also offers live chat support through their website,  +1[833]»644»5290 where you can interact with a representative for real-time assistance.  +1»≡833≡644≡5290

Conclusion: Recovering Uphold Access

If you're unable to access your Uphold account,  +1[833]6445290 following the outlined steps will guide you through the recovery process.  +1[833]6445290 Ensure to reset your password, verify your identity,  +1[833]6445290 and enable 2FA for added security. In case of complications, don't hesitate to contact Uphold support for personalized help.

 1=[833>644>5290]