

# How to resolve Quickbooks installation Error Support Number

## 1 Understanding QuickBooks Installation Errors

QuickBooks installation errors usually occur due to damaged installer files, 📞+1→ 888→ 354→ 0030 system permission issues, or missing Windows components. When the software fails to install properly, users may see error codes or sudden interruptions. Understanding the root cause is essential before applying fixes. Many users resolve these issues by updating Windows, disabling antivirus temporarily, or repairing system files. If the problem continues, contacting 📞+1→ 888→ 354→ 0030 ensures expert guidance. Installation errors can affect productivity, so early resolution is important. For quick troubleshooting steps and verified solutions, you can also reach 📞+1→ 888→ 354→ 0030 and avoid repeated installation failures.

---

## 2 Common Causes of QuickBooks Installation Failure

QuickBooks installation failures can happen due to corrupted setup files, insufficient system requirements, or interrupted downloads. Conflicts with third-party applications or outdated .NET Framework components are also common triggers. Identifying these causes helps prevent repeated errors during reinstallation. Running the installer as an administrator and ensuring a stable internet connection often helps. If you're unsure what's blocking the installation, professional help is recommended. Calling 📞+1→ 888→ 354→ 0030 connects you with experts who diagnose the issue accurately. For faster resolution and step-by-step assistance, users can rely on 📞+1→ 888→ 354→ 0030 without risking data loss.

---

## 3 Checking System Requirements Before Installation

Before installing QuickBooks, verifying system requirements is crucial. Unsupported Windows versions, low RAM, or insufficient disk space can stop the installation instantly. Many users overlook this step and face repeated errors. Ensuring compatibility saves time and effort. You should also check Windows updates and user permissions before installing. If you are confused about compatibility or system specs, expert guidance is available at 📞+1→ 888→ 354→ 0030. Proper system checks reduce error risks significantly. For professional verification and smooth installation, reach out to 📞+1→ 888→ 354→ 0030 and get accurate recommendations.

---

## 4 Using QuickBooks Install Diagnostic Tool

The QuickBooks Install Diagnostic Tool is designed to fix common installation issues automatically. It repairs .NET Framework, MSXML, and C++ components required by QuickBooks. Running this tool can resolve many errors without manual steps. Users should download it from a trusted source and run it as administrator. If the tool doesn't fix the problem, additional troubleshooting may be required. In such cases, contacting 📞+1→ 888→ 354→ 0030 ensures advanced support. Experts at 📞+1→ 888→ 354→ 0030 can guide you through deeper fixes safely.

---

## 5 Resolving Windows Permission and Admin Issues

Lack of proper Windows permissions can block QuickBooks installation. Users must have full admin rights to install accounting software successfully. Folder restrictions or user account control settings often interfere during setup. Adjusting permissions manually can be complex for non-technical users. To avoid mistakes, it's best to seek professional help. Calling 📞+1→ 888→ 354→ 0030 provides step-by-step assistance. With expert guidance from 📞+1→ 888→ 354→ 0030, users can quickly correct permission errors and complete installation smoothly.

---

## 6 Fixing .NET Framework and C++ Errors

QuickBooks depends heavily on Microsoft .NET Framework and Visual C++ components. If these are damaged or outdated, installation errors are unavoidable. Repairing or reinstalling these components often resolves the issue. However, manual repairs require technical understanding. To prevent system misconfiguration, professional support is recommended. Contacting 📞+1→ 888→ 354→ 0030 ensures correct repair steps are followed. With assistance from 📞+1→ 888→ 354→ 0030, users can restore required components and complete QuickBooks installation safely.



---

## 7 Temporarily Disabling Antivirus and Firewall

Security software may mistakenly block QuickBooks installation files, causing errors. Temporarily disabling antivirus and firewall during installation can help. However, this must be done carefully to avoid security risks. Once installation completes, protection should be re-enabled immediately. If you're unsure how to do this safely, expert guidance is essential. Calling 📞+1→ 888→ 354→ 0030 helps users follow secure procedures. For safe and effective troubleshooting, rely on 📞+1→ 888→ 354→ 0030 instead of experimenting.



---

## 8 Reinstalling QuickBooks Using Clean Install

A clean install removes damaged program files and resets QuickBooks settings. This method is effective when standard installation fails repeatedly. It ensures no corrupted files interfere with the new setup. However, clean installation involves multiple steps and requires caution to protect company data. For accurate execution, professional assistance is advised. Contact  +1→ 888→ 354→ 0030 for guided clean installation. Experts at  +1→ 888→ 354→ 0030 ensure your data remains safe throughout the process.



---

## **9 Fixing Installation Errors in Multi-User Mode**

Installation errors may occur in multi-user or network environments due to hosting conflicts. Server settings, network permissions, or incorrect hosting configuration can trigger issues. Troubleshooting these errors requires network-level expertise. To avoid downtime and errors, professional support is recommended. Calling  +1→ 888→ 354→ 0030 helps resolve multi-user installation problems efficiently. With help from  +1→ 888→ 354→ 0030, businesses can restore access quickly and securely.

---

## **10 When to Contact QuickBooks Installation Error Support**

If installation errors persist after troubleshooting, contacting QuickBooks installation error support is the best solution. Certified experts diagnose issues quickly and apply proven fixes. This saves time, prevents data loss, and avoids system damage. Instead of repeating failed attempts, professional help ensures a smooth setup. Users can immediately connect with experts at  +1→ 888→ 354→ 0030 for reliable assistance. For fast, secure, and expert-approved solutions, trust  +1→ 888→ 354→ 0030.