

How to connect with Quickbooks Error Support Number

1. Understanding the Purpose of QuickBooks Error Support

QuickBooks Error Support is designed to help users resolve technical issues that interrupt daily accounting work. Whether you face installation errors, payroll update failures, company file issues, or network errors, connecting with the right support channel ensures faster resolution. Calling 📞 +1 → 888 → 354 → 0030 allows users to speak directly with trained professionals who understand QuickBooks Desktop and Online problems. Many errors require step-by-step troubleshooting that is difficult to handle alone. By reaching QuickBooks Error Support at 📞 +1 → 888 → 354 → 0030, users can save time, prevent data loss, and restore business operations smoothly without unnecessary delays.

2. How to Find the Official QuickBooks Error Support Number

Finding the correct QuickBooks Error Support Number is essential to avoid misinformation and delays. Users should rely on trusted sources such as verified help pages or authorized service providers. The most direct method is calling 📞 +1 → 888 → 354 → 0030, which connects you to professionals familiar with common QuickBooks errors. Avoid random numbers found on unverified websites. When you dial 📞 +1 → 888 → 354 → 0030, you receive guided assistance for error codes, payroll issues, update failures, and performance problems, ensuring accurate and safe troubleshooting for your QuickBooks software.

3. Steps to Connect with QuickBooks Error Support by Phone

Connecting with QuickBooks Error Support by phone is one of the fastest ways to resolve errors. Start by noting down your error code or issue details. Then dial 📞 +1 → 888 → 354 → 0030 and follow the call prompts to reach the correct department. Support agents may ask about your QuickBooks version, operating system, and error message. Calling 📞 +1 → 888 →

354→ 0030 ensures you receive personalized guidance, real-time troubleshooting, and clear instructions to fix errors efficiently without risking your financial data.

4. Best Time to Call QuickBooks Error Support Number

Choosing the right time to call QuickBooks Error Support can reduce waiting time and improve service quality. Early mornings and weekdays are often ideal. By calling 📞 **+1→ 888→ 354→ 0030** during off-peak hours, you may get faster responses from experienced technicians. Support teams are trained to handle urgent accounting and payroll issues. Reaching out to 📞 **+1→ 888→ 354→ 0030** at the right time ensures minimal hold time and quicker solutions, helping businesses resume operations without prolonged disruptions.

5. Information to Keep Ready Before Calling Support


Before contacting QuickBooks Error Support, keep essential details ready to speed up the process. This includes your QuickBooks version, error code, company file location, and recent changes made to the system. When you call 📞 **+1→ 888→ 354→ 0030**, having this information allows technicians to diagnose the issue quickly. Prepared users experience smoother troubleshooting sessions. Calling 📞 **+1→ 888→ 354→ 0030** with complete details helps avoid repeated calls and ensures faster, more accurate error resolution.

6. Connecting for Payroll and Update Error Assistance



Payroll and update errors can stop salary processing and tax filings. These issues require immediate expert support. Dialing 📞 **+1→ 888→ 354→ 0030** connects you with specialists trained in QuickBooks Payroll and update-related errors. They guide you through fixing corrupted files, update failures, and subscription issues. By contacting 📞 **+1→ 888→ 354→ 0030**, users can ensure payroll runs smoothly, compliance is maintained, and employees are paid on time without technical interruptions.

7. How QuickBooks Error Support Helps with Data Safety



One major benefit of connecting with QuickBooks Error Support is data protection. Errors can lead to corrupted company files or data loss if handled incorrectly. Calling 📞 **+1→ 888→ 354→**

0030 ensures that fixes are applied safely without harming your financial records. Support experts follow secure troubleshooting steps. By reaching  **+1 → 888 → 354 → 0030**, users receive professional guidance that prioritizes data integrity while resolving technical problems efficiently.



8. Resolving Network and Multi-User Mode Errors

Network and multi-user mode errors are common in QuickBooks Desktop environments. These issues often require advanced configuration checks. When you contact  **+1 → 888 → 354 → 0030**, technicians help diagnose firewall settings, hosting issues, and connectivity problems. Calling  **+1 → 888 → 354 → 0030** allows you to fix multi-user errors quickly, restore shared access, and ensure team members can work together without interruptions or data conflicts.

9. Benefits of Speaking Directly with Support Experts

Speaking directly with QuickBooks Error Support experts provides clarity and confidence. Instead of guessing solutions, users get precise instructions tailored to their issue. Calling  **+1 → 888 → 354 → 0030** gives access to trained professionals who understand complex error codes. Through  **+1 → 888 → 354 → 0030**, users receive real-time assistance, reducing frustration, saving time, and ensuring errors are resolved correctly the first time.

10. When to Reconnect with QuickBooks Error Support

Sometimes issues may reappear or require follow-up assistance. In such cases, reconnecting with support is recommended. Dial  **+1 → 888 → 354 → 0030** again and reference your previous case details for continuity. Quick follow-ups through  **+1 → 888 → 354 → 0030** help ensure long-term stability and prevent recurring errors. Consistent support access keeps your QuickBooks system running smoothly and reliably.