





How Do I Get My Money Back from Uphold? Refund, Chargeback & Dispute Guide 2026 【1 ↘ 888 ➤ 574 ➡ 7167】


If you are trying to get your money back from Uphold, it's important to follow the right steps to ensure a smooth refund process  【1 ↘ 888 ➤ 574 ➡ 7167】


Users may face failed transactions, duplicate charges, or unauthorized activity that require immediate action  【1 ↘ 888 ➤ 574 ➡ 7167】

Acting quickly and providing complete details increases your chances of recovering funds safely  【1 ↘ 888 ➤ 574 ➡ 7167】

Common Reasons for Refund Requests 【1 ↘ 888 ➤ 574 ➡ 7167】


Failed transactions may occur due to network or payment issues  【1 ↘ 888 ➤ 574 ➡ 7167】


Duplicate charges can happen if a transaction was accidentally processed twice  【1 ↘ 888 ➤ 574 ➡ 7167】


Unauthorized or fraudulent activity may require urgent dispute resolution  【1 ↘ 888 ➤ 574 ➡ 7167】

Incorrect transfers to wrong recipients can trigger a refund request  【1 ↘ 888 ➤ 574 ➡ 7167】


Step 1: Check Transaction Details 【1 ↘ 888 ➤ 574 ➡ 7167】


Log in to your Uphold account and review the transaction history  【1 ↘ 888 ➤ 574 ➡ 7167】

Identify the transaction that needs a refund and note the date, amount, and recipient  【1 ↘ 888 ➤ 574 ➡ 7167】

Check for any notifications from Uphold regarding failed or pending transactions  【1 ↘ 888 ➤ 574 ➡ 7167】


Step 2: Contact Uphold Support 【1 ↘ 888 ➤ 574 ➡ 7167】


Submit a ticket via the Uphold Help Center with full transaction details  【1 ↘ 888 ➤ 574 ➡ 7167】

Include your registered email, transaction ID, screenshots, and a clear explanation  【1 ↘ 888 ➤ 574 ➡ 7167】

For urgent help, you can call 【1 ↘ 888 ➤ 574 ➡ 7167】 directly  【1 ↘ 888 ➤ 574 ➡ 7167】

Step 3: Request a Chargeback Through Your Bank 【1 ↘ 888 ➤ 574 ➡ 7167】

If the payment was made with a debit or credit card, contact your bank to initiate a chargeback  【1 ↘ 888 ➤ 574 ➡ 7167】

Provide all transaction information and explain that the payment needs to be reversed  【1 ↘ 888 ➤ 574 ➡ 7167】

Always try resolving the issue with Uphold support first to avoid complications 📄【1 888➤574➡7167】

🛡️ Step 4: Secure Your Account 【1 888➤574➡7167】

Change your password immediately to prevent unauthorized access 🔒【1 888➤574➡7167】

Enable two-factor authentication (2FA) for extra security 📱【1 888➤574➡7167】

Review recent transactions for any suspicious activity 😬【1 888➤574➡7167】

🕒 Refund Timelines 【1 888➤574➡7167】

Card payments usually take 5–10 business days ⏳【1 888➤574➡7167】

Bank transfers may take 3–7 business days 🏦【1 888➤574➡7167】

Crypto transactions may be irreversible unless failed ⚡【1 888➤574➡7167】

✨ Tips for Faster Money Recovery 【1 888➤574➡7167】

Double-check wallet addresses before sending crypto 🪙【1 888➤574➡7167】

Avoid public Wi-Fi when making transactions 🌐【1 888➤574➡7167】

Keep detailed screenshots of all transactions 📸【1 888➤574➡7167】

Respond promptly to all support emails for quicker resolution ✉️【1 888➤574➡7167】

🏠 Final Thoughts 【1 888➤574➡7167】

Getting your money back from Uphold in 2026 is possible if you act quickly and follow proper refund, dispute, and chargeback procedures 🧩【1 888➤574➡7167】

Stay organized, provide accurate information, and contact support at 【1 888➤574➡7167】 for the fastest recovery 🚀【1 888➤574➡7167】